

# Recover Organoids/Cells From ECM in 15 Minutes



## VitroGel® Organoid Recovery Solution

Non-enzymatic cell harvesting solution for quick and efficient organoid/cell recovery from VitroGel or animal-based ECM.



### Fast ECM Dissociation

2 minute dissociation of animal-based ECM for intact organoids/cells.



### High Yield

Complete ECM dissociation for a high recovery rate for organoid expansion.



### Stable Formulation

Enzyme-free. Stable for 12 months. No cold pack shipping.



### Safe Harvesting

Recovery of intact organoids or 3D cells with high viability.



### Room Temp Operation

Easy-to-use with operation at room temperature.



### 3D and 2D ECM

Also supports cell recovery from 2D ECM coating plates.



VitroGel Organoid Recovery Solution is superior to other top leading cell recovery solutions on the market and can recover organoid/cells more quickly and efficiently. This solution is enzyme-free and room temperature stable, with a neutral pH. It can maintain high cell viability during the recovery process. The recovery solution can also be used for harvesting cells from 2D ECM coating plates. Harvested cells can be sub-cultured in both 3D and 2D cultures. This solution supports a high recovery rate and cell viability of intact organoids/cells for passaging, cryopreservation, or subsequent biochemical analysis.

## VitroGel® Organoid Recovery Solution Compared to Others

	VitroGel	Company C	Company R	Company S
Dissociation From Animal-based ECM	2 min	≈60 min	≈60 min	>30 min
High Cell Recovery & Cell Viability	●	●	●	●
Room Temp Operation/Easy-To-Use	●			●
Cell Recovery from 2D ECM Coating Plate	●			
No Cold Pack Shipping	●			●
Storage	2-30 °C	2-8 °C	2-8 °C	15-35 °C
Shelf Life	12 mo	3 mo	2 mo	N/A

HIGH-YIELDING

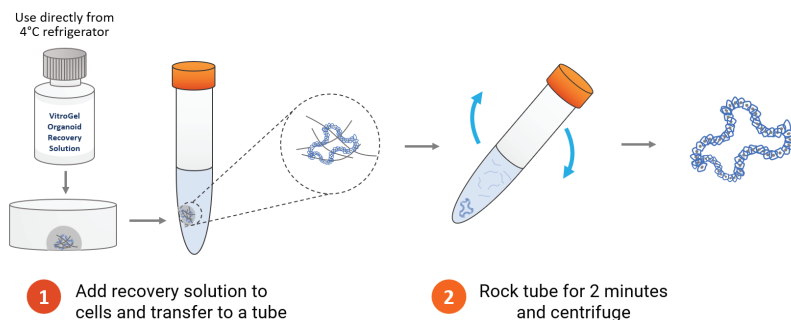
FAST/SAFE

STABLE

## Organoid/Cell Recovery from Animal-Based ECM\* (e.g. Matrigel)

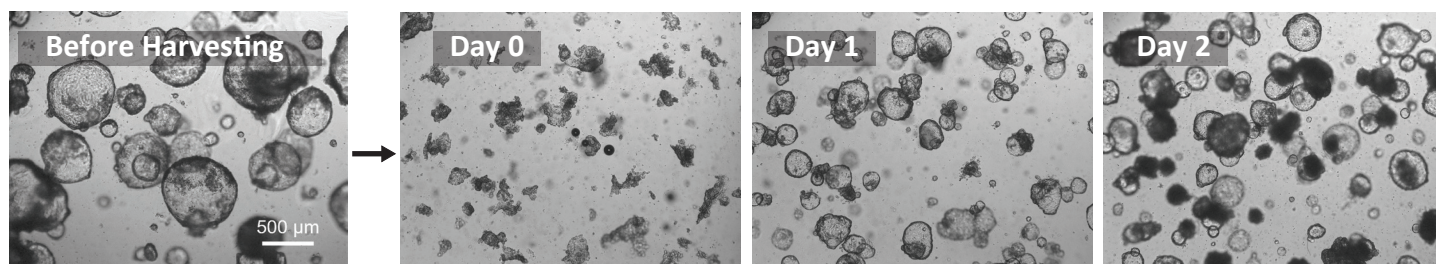
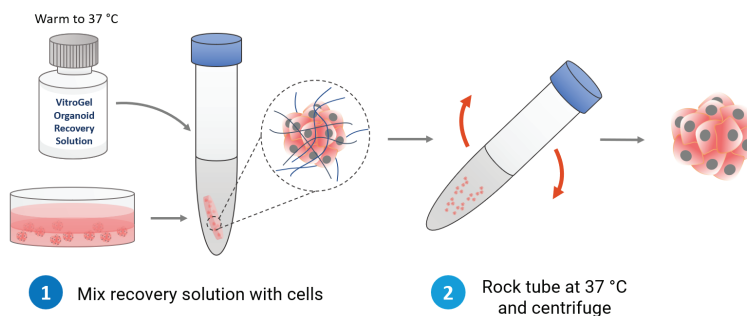
- Fast 2 minute ECM dissociation
- 10 min protocol

\*Extracellular matrices like Matrigel, Cultrex, and Geltrex




## Organoid/Cell Recovery from VitroGel® Hydrogels

- 5-15 min protocol
- Improved formulation over previous cell harvesting solution



### Organoids recovered from Matrigel by using VitroGel Organoid Recovery solution

Figure 1. Re-suspend organoids in VitroGel Organoid Recovery Solution by pipetting to break organoids into small fragments for sub-culture/expansion. VitroGel Organoid Recover Solution was kept in a 4°C refrigerator to maintain a low temperature before use. The organoids/Matrigel and VitroGel Organoid Recovery Solution mixture were incubated at room temperature for 2 min before centrifuging. Day 0 images show the morphology of organoids right after harvesting.



### iPSC harvesting from 2D Matrigel® coating plate

Figure 2. VitroGel Organoid Recovery Solution can be used to harvest iPSC cells from a 2D Matrigel coating plate. The solution was warmed up to room temperature before use. **A)** Morphology of cells detaching from the Matrigel coating plate. (3 min after adding VitroGel Organoid Recovery Solution), **B)** Image of the well plate after cell harvesting. (Shows all cells were removed from the Matrigel coating plate), **C)** Morphology of cells after re-seeding to a new Matrigel coating plate (Day 3).

Product	Cat No.	Size
VitroGel® Organoid Recovery Solution	MS04-100	100 mL
	MS04-500	500 mL